

# Diocese of Kansas City ~ St. Joseph



**CATHOLIC SCHOOLS**  
DIOCESE OF KANSAS CITY - ST. JOSEPH

*Teachings for life.*

**Catholic Schools Office**  
The Catholic Chancery  
Post Office Box 419037  
Kansas City, Missouri 64141-6037  
(816)756-1850

Complete report published at:  
[www.mycatholicschools.org/  
academics/Report-Card](http://www.mycatholicschools.org/academics/Report-Card)



## Catholic Schools Week Report Card 2010 - 2011

## What We Contribute

Service the Community. . . . . 124,655 hours

Community Service Hours ~

Elementary Schools. . . . . 41,366 hours

Secondary Schools. . . . . 83,288 hours

## Resources

Total Cost of Catholic Education . . . . . \$79,579,059

Estimated Savings to Public School Districts . . \$138,128,207

## First Semester Report Card

Years of Service to the Community. . . . . 173



## What We Do Best

### Academics

#### Elementary

Duke University Talent Identification Scholars. . . . . 30%

#### Secondary - Class of 2009

##### National Merit Scholar Program

Semi-Finalists . . . . . 22  
 Commended. . . . . 28  
 Finalists Announced February 2010

College-Bound Catholic High School Graduates . . . . . 98%

Missouri Average. . . . . 66%  
 National Average. . . . . 69%

Bright Flight Scholars. . . . . 23

Catholic High School Seniors Awarded Diplomas . . . . 99.1%

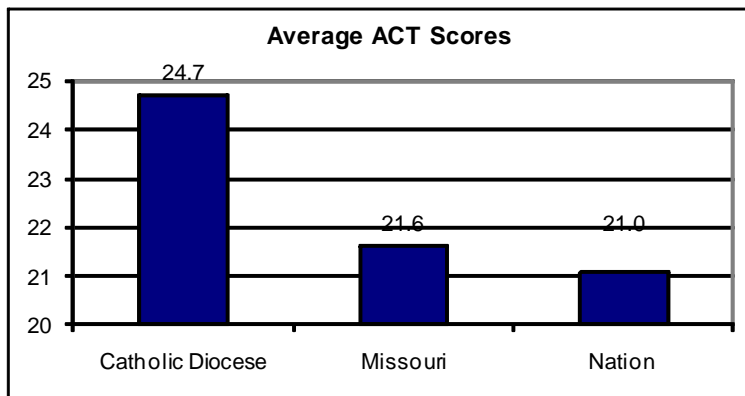
Missouri High School Seniors Awarded Diplomas. . . . .88%

Academic Scholarships Offered. . . . . \$17,770,280

On average, our graduates accepted \$7,418 in academic scholarships for their first year of college.

### ACT

The ACT Assessment measures the general educational development of high school students. Testing outcomes are one predictor of the potential to complete college-level work.



## Who We Are

Total Number of Educational Institutions. . . . . 43

Early Childhood Centers . . . . . 7  
 Elementary . . . . . 28  
 Secondary. . . . . 8

Dedicated Faculty . . . . . 1, 164

Faculty with Advanced Degrees . . . . . 50%  
 15 Years Experience in Diocese. . . . . 28%  
 25 Years Experience in Diocese. . . . . 25%

## Whom We Serve

Total Enrollment. . . . . 12,064

Early Childhood Students. . . . . 524  
 Elementary Students. . . . . 7,999  
 Secondary Students. . . . . 3,541

## Diversity

### Religious

Students of Other Faith Communities . . . . . 15%  
 Catholics . . . . . 85%

### Racial and Ethnic

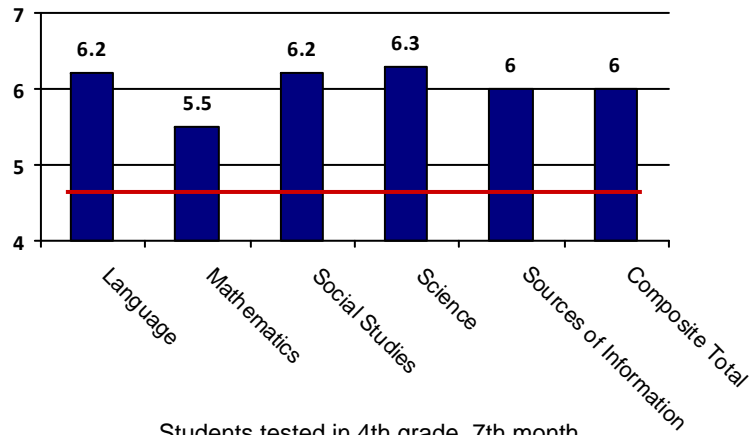
European ~ American . . . . . 79%  
 African ~ American . . . . . 6%  
 Latino . . . . . 9%  
 Asian ~ Pacific Island . . . . . 3%  
 Other . . . . . 3%

## National Assessments

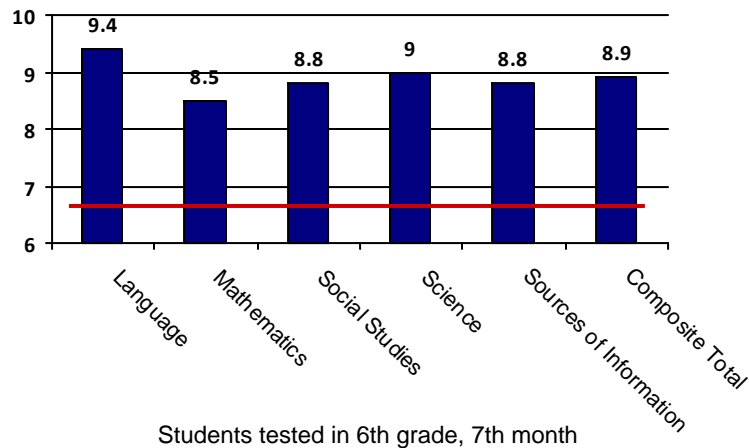
### Iowa Tests of Basic Skills

The Iowa Tests of Basic Skills (ITBS) are national standardized tests administered annually in the Diocese. The tests offer one measurement of progress.

**4th Grade ITBS**  
March 2010 ~ Grade Level Equivalency



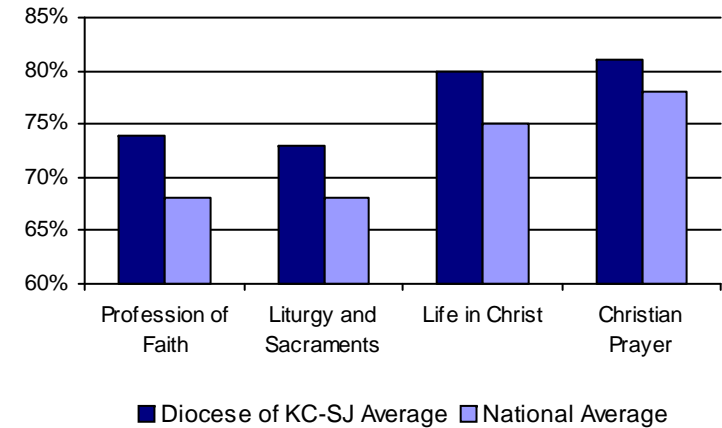
**6th Grade ITBS**  
March 2010 ~ Grade Level Equivalency



## Knowledge of the Faith

The Assessment of Catholic Religious Education (ACRE) test measures knowledge of the faith as well as beliefs, behaviors, attitudes and practices of the faith. ACRE carries the endorsement of the NCEA and is based upon the *Catechism of the Catholic Church*. The following scores represent composite assessment in the 2009-2010 academic year.

**8th Grade ACRE Scores**



**5th Grade ACRE Scores**

